

**Institution: Dalton State College (139463)**

**User ID: P1394631**

**Completions Overview**

Welcome to the IPEDS Completions survey component. The Completions component is one of several IPEDS components that is conducted during the Fall data collection period. It collects the number of degrees and certificates awarded by field of study, level of award, race/ethnicity, and gender. The reporting period for the Completions component is during the 12-month time period beginning July 1 of the previous calendar year and ending June 30 of the current calendar year; therefore, for this year's Completions component, the reporting period is between July 1, 2014 and June 30, 2015. The Completions component is also collecting the number of students (e.g., completers) who earned awards between July 1, 2014 and June 30, 2015.

**Completions Common Errors**

Some common completions component errors include the following:

- Including award levels on your current year Completions that were not reported on your previous year's (PY) Institutional Characteristics (IC). [Award levels in the PY IC component cannot be changed; therefore, contact the IPEDS Help Desk at 1-877-225-2568 if you need assistance.]
- Forgetting to select CIP codes for new programs of study that are offered by the institution, but do not have completions for the reporting period.
- Forgetting to enter in zero in at least one of the cells for CIP codes that do not have completions.

**Recent Changes**

- The following question on **distance education** has been added to the bottom of each individual "CIP Data" screen:  
"Is this program offered as a distance education program?"
- The following two screens, which collect data specifically on students were added to this component, beginning in the 2013-14 survey year:
  - **"All Completers"** - Collects the number of students who earned an award between July 1, 2014 and June 30, 2015 by gender and race/ethnicity. (The intent of this screen is to collect an **unduplicated count** of total numbers of completers.)
  - **"Completers by Level"** - Collects the number of students who earned an award between July 1, 2014 and June 30, 2015 by award level and 1) by gender; 2) by race/ethnicity; and 3) by age.
- The definition for Post-baccalaureate Certificate has changed slightly for the 2015-16 collection. The new definition is as follows: **An award that requires completion of an organized program of study beyond the bachelor's. It is designed for persons who have completed a baccalaureate degree, but does not meet the requirements of a master's degree.**

**NOTE: Even though Teacher Preparation certificate programs may require a bachelor's degree for admission, they are considered sub-baccalaureate undergraduate programs, and students in these programs are undergraduate students.**

**General Information**

CIP Codes:

The [CIP 2010 Website](#) includes a list of new CIP codes, a list of deleted CIP codes, a list of moved CIP Codes, and an online crosswalk of the 2000 CIP and 2010 CIP.

The Resources Page of the CIP 2010 website contains many valuable resources including:

- CIP 2010 Manual and copies of previous editions of the CIP Manual
- Crosswalk between the 2000 CIP codes and the 2010 CIP codes in Excel format

Keep in mind that some information provided by institutions on the Completions component appear in the [College Navigator](#), which is a major tool used by consumers searching for information about postsecondary education. It is therefore vitally important that you include accurate information about your institution.

Survey materials can be downloaded using the following link: [Survey Materials](#).

The prior year revision system can be accessed using the following link: [Prior Year Revision System](#)

**Completions CIP Data**

CIPCODE	Award Level	Major	Gender	Non Resident Alien	Hispanic / Latino	American Indian or Alaska Native	Asian	Black or African American	Native Hawaiian or Other Pacific Islander	White	Two or more Races	Race/ ethnicity unknown	Total	distance education program
13.1210 Early Childhood Education and Teaching	5 - Bachelor's degree	1	Men	0	2	0	0	0	0	3	0	1	6	
			Women	0	10	0	0	0	0	46	1	4	61	
			Total	0	12	0	0	0	0	49	1	5	67	No
15.0612 Industrial Technology/Technician	3 - Associate's degree	1	Men	0	6	0	0	0	0	7	0	0	13	
			Women	0	0	0	0	0	0	3	0	0	3	
			Total	0	6	0	0	0	0	10	0	0	16	No
15.1201 Computer Engineering Technology/Technician	2 - Awards of at least 1 but less than 2 academic years	1	Men	0	0	0	0	0	0	3	0	0	3	
			Women	0	0	0	0	0	0	0	0	0	0	
			Total	0	0	0	0	0	0	3	0	0	3	No
15.1201 Computer Engineering Technology/Technician	3 - Associate's degree	1	Men	0	0	0	0	0	0	0	0	0	0	
			Women	0	0	0	0	0	0	0	0	0	0	
			Total	0	0	0	0	0	0	0	0	0	0	No
15.1301 Drafting and Design Technology/Technician, General	2 - Awards of at least 1 but less than 2 academic years	1	Men	0	2	0	0	0	0	2	0	0	4	
			Women	0	0	0	0	0	0	1	0	0	1	
			Total	0	2	0	0	0	0	3	0	0	5	No
15.1301 Drafting and Design Technology/Technician, General	3 - Associate's degree	1	Men	0	4	0	0	1	0	2	0	0	7	
			Women	0	2	0	0	0	0	3	0	0	5	
			Total	0	6	0	0	1	0	5	0	0	12	No
23.0101 English Language and Literature, General	5 - Bachelor's degree	1	Men	0	1	0	0	0	0	6	0	2	9	
			Women	0	0	0	0	0	0	5	0	1	6	
			Total	0	1	0	0	0	0	11	0	3	15	No
24.0101 Liberal Arts and Sciences/Liberal Studies	3 - Associate's degree	1	Men	0	16	0	0	3	0	32	2	5	58	
			Women	0	22	0	1	5	1	67	1	3	100	
			Total	0	38	0	1	8	1	99	3	8	158	No
24.0101 Liberal Arts and Sciences/Liberal Studies	3 - Associate's degree	2	Men	0	0	0	0	0	0	0	0	0	0	
			Women	0	0	0	0	0	0	1	0	0	1	
			Total	0	0	0	0	0	0	1	0	0	1	No
26.0101 Biology/Biological Sciences, General	5 - Bachelor's degree	1	Men	1	5	0	1	0	0	7	0	3	17	
			Women	1	2	0	1	1	0	9	0	5	19	
			Total	2	7	0	2	1	0	16	0	8	36	No
27.0101 Mathematics, General	5 - Bachelor's degree	1	Men	0	1	0	0	0	0	5	0	2	8	
			Women	0	0	0	0	0	0	2	0	0	2	
			Total	0	1	0	0	0	0	7	0	2	10	No
30.0000 Multi-/Interdisciplinary Studies, General	5 - Bachelor's degree	1	Men	0	0	0	0	1	0	2	0	0	3	
			Women	0	1	0	0	0	0	3	0	0	4	
			Total	0	1	0	0	1	0	5	0	0	7	No
30.9999 Multi-/Interdisciplinary Studies, Other	3 - Associate's degree	1	Men	0	0	0	0	0	0	0	0	1	1	
			Women	0	0	0	0	0	0	2	0	0	2	
			Total	0	0	0	0	0	0	2	0	1	3	No
40.0501		1	Men	0	0	0	0	0	0	3	0	0	3	

CIPCODE	Award Level	Major	Gender	Non Resident Alien	Hispanic / Latino	American Indian or Alaska Native	Asian	Black or African American	Native Hawaiian or Other Pacific Islander	White	Two or more Races	Race/ ethnicity unknown	Total	distance education program	
Chemistry, General	5 - Bachelor's degree		Women	0	0	0	0	0	0	1	0	0	1		
			Total	0	0	0	0	0	0	4	0	0	4	No	
43.0103 Criminal Justice/Law Enforcement Administration	5 - Bachelor's degree	1	Men	0	1	0	0	0	0	1	0	1	3		
			Women	1	2	0	0	0	0	16	0	1	20		
44.0701 Social Work	5 - Bachelor's degree	1	Total	1	3	0	0	0	0	17	0	2	23	Yes	
			Men	0	1	0	0	1	0	0	0	0	0	2	
47.0101 Electrical/Electronics Equipment Installation and Repair, General	2 - Awards of at least 1 but less than 2 academic years	1	Women	1	7	0	0	0	0	15	0	4	27		
			Total	1	8	0	0	1	0	15	0	4	29	No	
51.0701 Health/Health Care Administration/Management	5 - Bachelor's degree	1	Men	0	3	0	0	0	0	1	0	1	5		
			Women	0	0	0	0	0	0	0	0	0	0	0	
51.0801 Medical/Clinical Assistant	2 - Awards of at least 1 but less than 2 academic years	1	Total	0	0	0	0	0	0	0	0	0	0	No	
			Men	0	0	0	0	0	0	0	0	0	0	0	
51.0802 Clinical/Medical Laboratory Assistant	3 - Associate's degree	1	Women	0	7	0	0	0	0	11	0	1	19	No	
			Total	0	7	0	0	0	0	11	0	1	19	No	
51.0812 Respiratory Therapy Technician/Assistant	3 - Associate's degree	1	Men	0	0	0	0	0	0	2	0	0	2		
			Women	0	1	0	0	0	0	4	0	1	6		
51.0899 Allied Health and Medical Assisting Services, Other	3 - Associate's degree	1	Total	0	1	0	0	0	0	6	0	1	8	No	
			Men	0	0	0	0	0	0	0	0	0	0	0	
51.0907 Medical Radiologic Technology/Science - Radiation Therapist	2 - Awards of at least 1 but less than 2 academic years	1	Women	0	3	0	0	0	1	0	8	0	0	13	No
			Total	1	3	0	0	1	0	8	0	0	13	No	
51.0911 Radiologic Technology/Science - Radiographer	3 - Associate's degree	1	Men	0	0	0	0	0	0	0	0	0	0		
			Women	0	0	0	0	0	0	4	0	0	4		
51.3801 Registered Nursing/Registered Nurse	3 - Associate's degree	1	Total	0	0	0	0	0	0	4	0	0	4	No	
			Men	0	0	0	0	0	0	0	0	0	0	0	
51.3801 Registered Nursing/Registered Nurse	5 - Bachelor's degree	1	Women	0	0	0	0	0	0	0	0	0	0		
			Total	0	0	0	0	0	0	4	0	0	4	No	
51.3901 Licensed Practical/Vocational Nurse Training		1	Men	1	1	0	0	1	0	3	0	0	6		
			Women	0	0	0	0	0	0	8	0	1	9		
51.3801 Registered Nursing/Registered Nurse	3 - Associate's degree	1	Total	1	1	0	0	1	0	11	0	1	15	No	
			Men	0	1	0	0	1	1	8	0	1	12		
51.3801 Registered Nursing/Registered Nurse	5 - Bachelor's degree	1	Women	0	5	0	1	0	0	51	0	5	62	No	
			Total	0	6	0	1	1	1	59	0	6	74	No	
51.3801 Registered Nursing/Registered Nurse	5 - Bachelor's degree	1	Men	0	1	0	0	0	0	5	0	0	6		
			Women	0	1	1	1	0	0	24	0	0	27		
51.3901 Licensed Practical/Vocational Nurse Training		1	Total	0	2	1	1	0	0	29	0	0	33	No	
			Men	0	0	0	0	0	0	0	0	0	0	0	
51.3901 Licensed Practical/Vocational Nurse Training		1	Women	0	0	1	0	0	0	21	0	1	23		
			Total	0	0	1	0	0	0	21	0	1	23	No	

CIPCODE	Award Level	Major	Gender	Non Resident Alien	Hispanic / Latino	American Indian or Alaska Native	Asian	Black or African American	Native Hawaiian or Other Pacific Islander	White	Two or more Races	Race/ ethnicity unknown	Total	distance education program
	2 - Awards of at least 1 but less than 2 academic years													
52.0201 Business Administration and Management, General	5 - Bachelor's degree	1	Men	2	1	0	0	1	0	15	0	4	23	
			Women	2	5	0	0	1	0	8	0	0	16	
			Total	4	6	0	0	2	0	23	0	4	39	No
52.0205 Operations Management and Supervision	5 - Bachelor's degree	1	Men	0	0	0	0	0	0	3	0	0	3	
			Women	0	0	0	0	0	0	0	0	0	0	
			Total	0	0	0	0	0	0	3	0	0	3	No
52.0299 Business Administration, Management and Operations, Other	5 - Bachelor's degree	1	Men	0	0	0	0	0	0	2	0	1	3	
			Women	0	2	0	0	0	0	6	0	0	8	
			Total	0	2	0	0	0	0	8	0	1	11	No
52.0301 Accounting	5 - Bachelor's degree	1	Men	0	6	0	0	0	0	14	0	1	21	
			Women	0	8	0	0	0	0	10	0	1	19	
			Total	0	14	0	0	0	0	24	0	2	40	No
52.0407 Business/Office Automation/Technology/Data Entry	2 - Awards of at least 1 but less than 2 academic years	1	Men	0	0	0	0	1	0	0	0	0	1	
			Women	0	0	0	0	0	0	0	0	0	0	
			Total	0	0	0	0	1	0	0	0	0	1	No
52.0408 General Office Occupations and Clerical Services	2 - Awards of at least 1 but less than 2 academic years	1	Men	0	0	0	0	0	0	0	0	0	0	
			Women	0	0	0	0	0	0	1	0	0	1	
			Total	0	0	0	0	0	0	1	0	0	1	No
52.0703 Small Business Administration/Management	2 - Awards of at least 1 but less than 2 academic years	1	Men	0	1	0	0	0	0	2	0	0	3	
			Women	0	0	0	0	0	0	1	0	0	1	
			Total	0	1	0	0	0	0	3	0	0	4	No
52.1201 Management Information Systems, General	5 - Bachelor's degree	1	Men	1	2	0	0	1	0	4	0	0	8	
			Women	0	0	0	0	0	0	0	0	0	0	
			Total	1	2	0	0	1	0	4	0	0	8	No
52.1401 Marketing/Marketing Management, General	2 - Awards of at least 1 but less than 2 academic years	1	Men	0	0	0	0	0	0	0	0	0	0	
			Women	0	0	0	0	0	0	0	0	0	0	
			Total	0	0	0	0	0	0	0	0	0	0	No
52.1401 Marketing/Marketing Management, General	5 - Bachelor's degree	1	Men	0	0	0	0	0	0	3	0	0	3	
			Women	0	2	0	0	1	0	10	0	1	14	
			Total	0	2	0	0	1	0	13	0	1	17	No
52.9999 Business, Management, Marketing, and Related Support Services, Other	3 - Associate's degree	1	Men	0	1	0	0	0	0	5	0	0	6	
			Women	0	2	0	0	0	0	3	0	1	6	
			Total	0	3	0	0	0	0	8	0	1	12	No
54.0101		1	Men	0	0	1	0	1	0	15	0	0	17	

CIPCODE	Award Level	Major	Gender	Non Resident Alien	Hispanic / Latino	American Indian or Alaska Native	Asian	Black or African American	Native Hawaiian or Other Pacific Islander	White	Two or more Races	Race/ ethnicity unknown	Total	distance education program
History, General	5 - Bachelor's degree		Women	0	0	0	0	1	0	7	0	0	8	
			Total	0	0	1	0	2	0	22	0	0	25	No



99.0000 Summary Grand Totals	Award Level	Nonresident alien	Hispanic Latino	American Indian or Alaska Native	Asian	Black or African American	Native Hawaiian or Other Pacific Islander	White	Two or more Races	Race/ethnicity unknown	Total	PY Total
Women		0	0	0	0	0	0	1	0	0	1	4
<b>Total</b>		0	0	0	0	0	0	1	0	0	1	7
<b>Bachelor's degree</b>	<b>5</b>											
Men		0	0	0	0	0	0	0	0	0	0	0
Women		0	0	0	0	0	0	0	0	0	0	0
<b>Total</b>		0	0	0	0	0	0	0	0	0	0	0

Grand Total Men		0	0	0	0	0	0	0	0	0	0	3
Grand Total Women		0	0	0	0	0	0	1	0	0	1	4
Grand Total		0	0	0	0	0	0	1	0	0	1	7

PY Grand Total Men		0	0	0	0	1	0	1	0	1		3
PY Grand Total Women		0	0	0	0	0	0	3	0	1		4
PY Grand Total		0	0	0	0	1	0	4	0	2		7

All Completers

Institutions must report the following information. (Some data will be pre-populated from the completions by CIP code data.)

All Completers

Number of students by gender and race and ethnicity earning an award between July 1, 2014 and June 30, 2015. Count each student only once, regardless of how many awards he/she earned. The intent of this screen is to collect an unduplicated count of total numbers of *completers*.

- Report Hispanic/Latino individuals of any race as Hispanic/Latino
- Report race for non-Hispanic/Latino individuals only

	Men		Women		Total Students
	Number of Students	Total Awards	Number of Students	Total Awards	
<u>Nonresident alien</u>	<input type="text" value="5"/>	5	<input type="text" value="6"/>	6	11
<u>Hispanic/Latino</u>	<input type="text" value="55"/>	56	<input type="text" value="82"/>	82	137
<u>American Indian or Alaska Native</u>	<input type="text" value="1"/>	1	<input type="text" value="2"/>	2	3
<u>Asian</u>	<input type="text" value="1"/>	1	<input type="text" value="4"/>	4	5
<u>Black or African American</u>	<input type="text" value="12"/>	12	<input type="text" value="10"/>	10	22
<u>Native Hawaiian or Other Pacific Islander</u>	<input type="text" value="1"/>	1	<input type="text" value="1"/>	1	2
<u>White</u>	<input type="text" value="151"/>	155	<input type="text" value="345"/>	350	496
<u>Two or more races</u>	<input type="text" value="2"/>	2	<input type="text" value="2"/>	2	4
<u>Race and ethnicity unknown</u>	<input type="text" value="23"/>	23	<input type="text" value="30"/>	30	53
<b>TOTAL</b>	251	256	482	487	733
<b>PY TOTAL</b>	<b>224</b>		<b>431</b>		<b>655</b>



Completers by Level

Institutions must report the following information. This screen will be shown for each of the following award categories for which completions have been reported:

- Less than 1-year certificates
- At least 1 but less than 4-year certificates
- Associate's degrees
- Bachelor's degrees
- Master's degrees
- Doctor's degrees
- Postbaccalaureate and post-master's certificates

**At least 1 but less than 4-year certificates**

Number of students by gender, by race and ethnicity, and by age earning this award between July 1, 2014 and June 30, 2015. Each student should be counted once per award level. For example, if a student earned a master's degree and a doctor's degree, he/she should be counted once in master's and once in doctor's. A student earning two master's degrees should be counted only once.

- Report Hispanic/Latino individuals of any race as Hispanic/Latino
- Report race for non-Hispanic/Latino individuals only


	Number of Students	Total Awards
<b>By Gender</b>		
Men	<input type="text" value="16"/>	16
Women	<input type="text" value="45"/>	45
<b>TOTAL</b>	61	61
<b>PY TOTAL</b>	<b>69</b>	

**By Race/Ethnicity**

<u>Nonresident alien</u>	<input type="text" value="0"/>	0
<u>Hispanic/Latino</u>	<input type="text" value="13"/>	13
<u>American Indian or Alaska Native</u>	<input type="text" value="1"/>	1
<u>Asian</u>	<input type="text" value="0"/>	0
<u>Black or African American</u>	<input type="text" value="1"/>	1
<u>Native Hawaiian or Other Pacific Islander</u>	<input type="text" value="0"/>	0

White	<input type="text" value="43"/>	43
Two or more races	<input type="text" value="0"/>	0
Race and ethnicity unknown	<input type="text" value="3"/>	3
<b>TOTAL</b>	<b>61</b>	<b>61</b>



 **By Age**

Under 18	<input type="text" value="0"/>	
18-24	<input type="text" value="27"/>	
25-39	<input type="text" value="24"/>	
40 and Above	<input type="text" value="10"/>	
Age Unknown	<input type="text" value="0"/>	
<b>TOTAL</b>	<b>61</b>	<b>61</b>

Completers by Level

Institutions must report the following information. This screen will be shown for each of the following award categories for which completions have been reported:

- Less than 1-year certificates
- At least 1 but less than 4-year certificates
- Associate's degrees
- Bachelor's degrees
- Master's degrees
- Doctor's degrees
- Postbaccalaureate and post-master's certificates

**Associate's degrees**

Number of students by gender, by race and ethnicity, and by age earning this award between July 1, 2014 and June 30, 2015. Each student should be counted once per award level. For example, if a student earned a master's degree and a doctor's degree, he/she should be counted once in master's and once in doctor's. A student earning two master's degrees should be counted only once.

- Report Hispanic/Latino individuals of any race as Hispanic/Latino
- Report race for non-Hispanic/Latino individuals only


	Number of Students	Total Awards
<b>By Gender</b>		
Men	<input type="text" value="105"/>	105
Women	<input type="text" value="210"/>	210
<b>TOTAL</b>	315	315
<b>PY TOTAL</b>	<b>301</b>	

**By Race/Ethnicity**

<u>Nonresident alien</u>	<input type="text" value="2"/>	2
<u>Hispanic/Latino</u>	<input type="text" value="64"/>	64
<u>American Indian or Alaska Native</u>	<input type="text" value="0"/>	0
<u>Asian</u>	<input type="text" value="2"/>	2
<u>Black or African American</u>	<input type="text" value="12"/>	12
<u>Native Hawaiian or Other Pacific Islander</u>	<input type="text" value="2"/>	2

<u>White</u>	<input type="text" value="212"/>	212
Two or more races	<input type="text" value="3"/>	3
<u>Race and ethnicity unknown</u>	<input type="text" value="18"/>	18
<b>TOTAL</b>	<b>315</b>	<b>315</b>



 **By Age**

Under 18	<input type="text" value="2"/>	
18-24	<input type="text" value="204"/>	
25-39	<input type="text" value="92"/>	
40 and Above	<input type="text" value="17"/>	
Age Unknown	<input type="text" value="0"/>	
<b>TOTAL</b>	<b>315</b>	<b>315</b>

Completers by Level

Institutions must report the following information. This screen will be shown for each of the following award categories for which completions have been reported:

- Less than 1-year certificates
- At least 1 but less than 4-year certificates
- Associate's degrees
- Bachelor's degrees
- Master's degrees
- Doctor's degrees
- Postbaccalaureate and post-master's certificates

**Bachelor's degrees**

Number of students by gender, by race and ethnicity, and by age earning this award between July 1, 2014 and June 30, 2015. Each student should be counted once per award level. For example, if a student earned a master's degree and a doctor's degree, he/she should be counted once in master's and once in doctor's. A student earning two master's degrees should be counted only once.

- Report Hispanic/Latino individuals of any race as Hispanic/Latino
- Report race for non-Hispanic/Latino individuals only


	Number of Students	Total Awards
<b>By Gender</b>		
Men	<input type="text" value="135"/>	135
Women	<input type="text" value="230"/>	232
<b>TOTAL</b>	365	367
<b>PY TOTAL</b>	<b>286</b>	

**By Race/Ethnicity**

<u>Nonresident alien</u>	<input type="text" value="9"/>	9
<u>Hispanic/Latino</u>	<input type="text" value="61"/>	61
<u>American Indian or Alaska Native</u>	<input type="text" value="2"/>	2
<u>Asian</u>	<input type="text" value="3"/>	3
<u>Black or African American</u>	<input type="text" value="9"/>	9
<u>Native Hawaiian or Other Pacific Islander</u>	<input type="text" value="0"/>	0

<u>White</u>	<input type="text" value="248"/>	250
Two or more races	<input type="text" value="1"/>	1
<u>Race and ethnicity unknown</u>	<input type="text" value="32"/>	32
<b>TOTAL</b>	365	367



 **By Age**

Under 18	<input type="text" value="0"/>	
18-24	<input type="text" value="201"/>	
25-39	<input type="text" value="128"/>	
40 and Above	<input type="text" value="36"/>	
Age Unknown	<input type="text" value="0"/>	
<b>TOTAL</b>	365	367

## Summary

IPEDS collects important information regarding your institution. All data reported in IPEDS survey components become available in the IPEDS Data Center and appear as aggregated data in various Department of Education reports. Additionally, some of the reported data appears specifically for your institution through the College Navigator website and is included in your institution's Data Feedback Report (DFR). The purpose of this summary is to provide you an opportunity to view some of the data that, when accepted through the IPEDS quality control process, will appear on the College Navigator website and/or your DFR. College Navigator is updated approximately three months after the data collection period closes and Data Feedback Reports will be available through the [Data Center](#) and sent to your institution's CEO in November 2016.

Please review your data for accuracy. If you have questions about the data displayed below after reviewing the data reported on the survey screens, please contact the IPEDS Help Desk at: 1-877-225-2568 or [ipedshelp@rti.org](mailto:ipedshelp@rti.org).

## Summary of Completions Data

Award Level	Number of Completions	
	1 <sup>st</sup> major	2 <sup>nd</sup> major
<u>Postsecondary award, certificate, or diploma (at least 1 but less than 2 academic years)</u>	61	0
<u>Associate's degree</u>	315	1
<u>Bachelors degree or equivalent</u>	367	0
Total number of degrees and certificates	743	

## Summary of Completers Data

	Number of Students		
	Men	Women	Total
All Completers	251	482	733

**Completions**

**Dalton State College (139463)**

Source	Description	Severity	Resolved	Options
<b>Global Edits</b>				
Perform Edits	Your institution reported offering award level(s) (1:4) in the prior year IC Header survey, but you did not report offering any programs at this level here. Please correct your data or explain the discrepancy. (Error #10528)	Explanation	Yes	
Reason:	The 2nd Major in Social Work is being phased out. The 2nd major in Marketing (Certificate) has been phased out. The Associate's degree in CIP 52999 has also been phased out. The 2nd major in Industrial Technology has been phased out. CIP codes for these have been deleted from the CIP code listings for 2014-15			
Perform Edits	Current year completions (57) are outside the expected range when compared to completions reported in the prior year (37) for: Women, 2-digit field (52), award level (5). Please correct your data or explain. (Error #10506)	Explanation	Yes	
Reason:	After consulting with the Dean of the School of Business, we know that there was no deliberate effort to recruit, retain or progress female students there. There has been some reorganization of programs that may have contributed tangentially to the increase in female business completers; however, this is speculation - no data is available to support it.			